

Source: Labour Insight (Burning Glass Technologies)

Top Burning Glass Occupations (BGT OCCs)

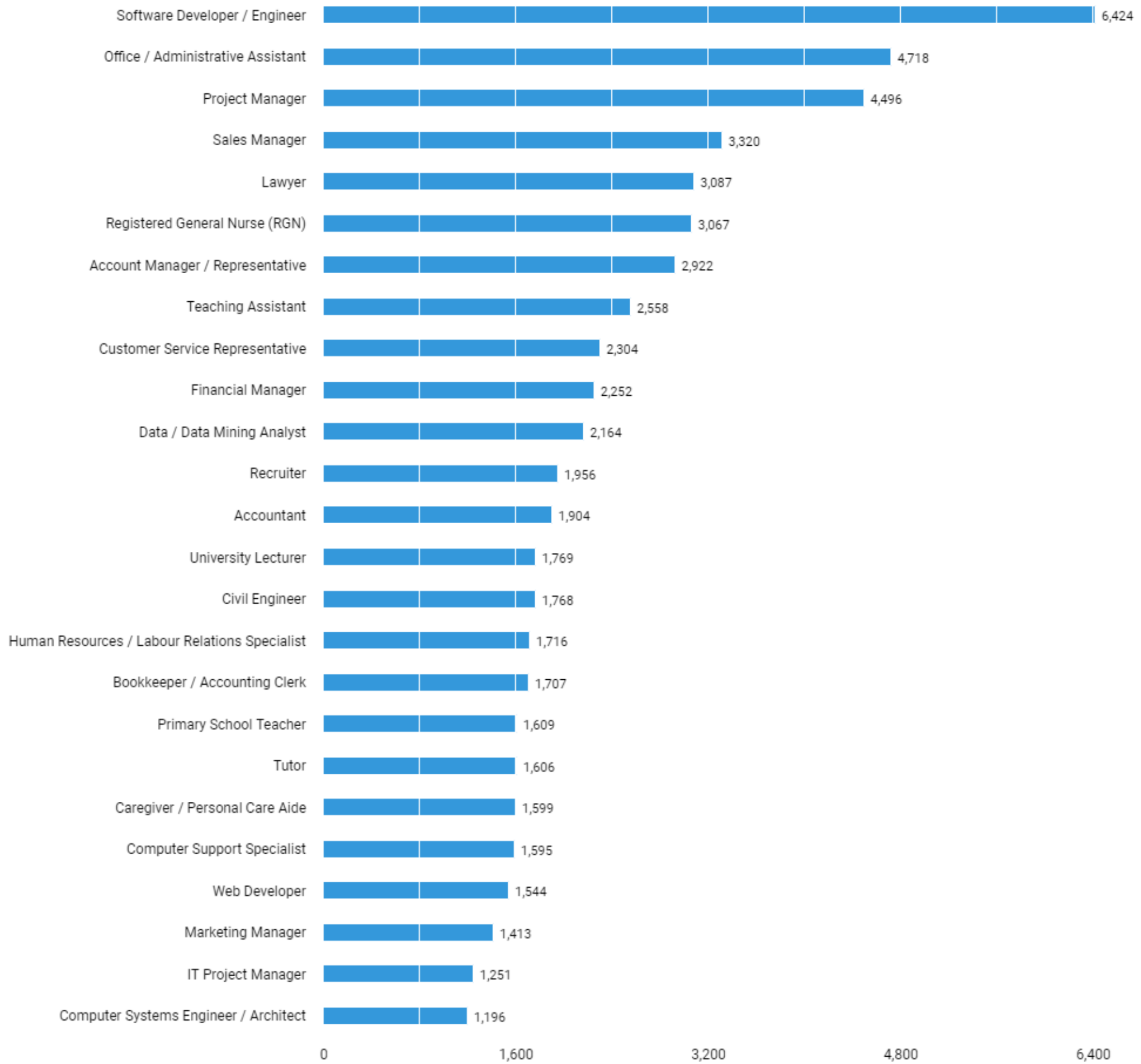
Nov. 01, 2020 - Oct. 31, 2021

There are 165,444 postings available with the current filters applied.

There are 12,654 unspecified postings.

Active Selections

Last 12 months (Nov. 1, 2020 - Oct. 31, 2021) AND (County/UA : Birmingham, ENG)



Source: Labour Insight (Burning Glass Technologies)

Certifications in Greatest Demand

Note: 94% of records have been excluded because they do not include a certification. As a result, the chart below may not be representative of the full sample.

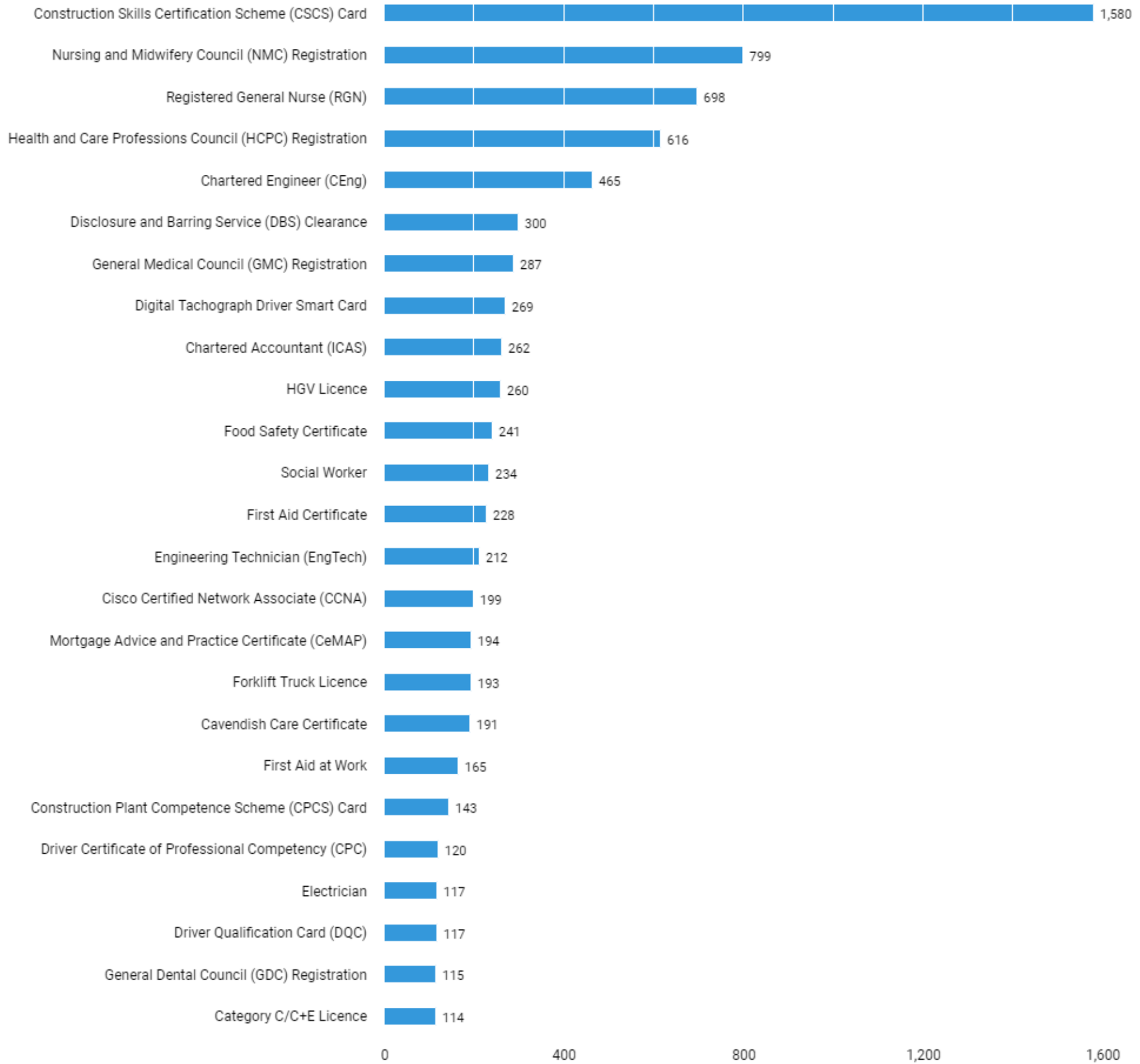
Nov. 01, 2020 - Oct. 31, 2021

There are 165,444 postings available with the current filters applied.

There are 155,477 unspecified postings.

Active Selections

Last 12 months (Nov. 1, 2020 - Oct. 31, 2021) AND (County/UA : Birmingham, ENG)



Source: Labour Insight (Burning Glass Technologies)

Employers with the Most Job Openings

Note: 52% of records have been excluded because they do not include an employer. As a result, the chart below may not be representative of the full sample.

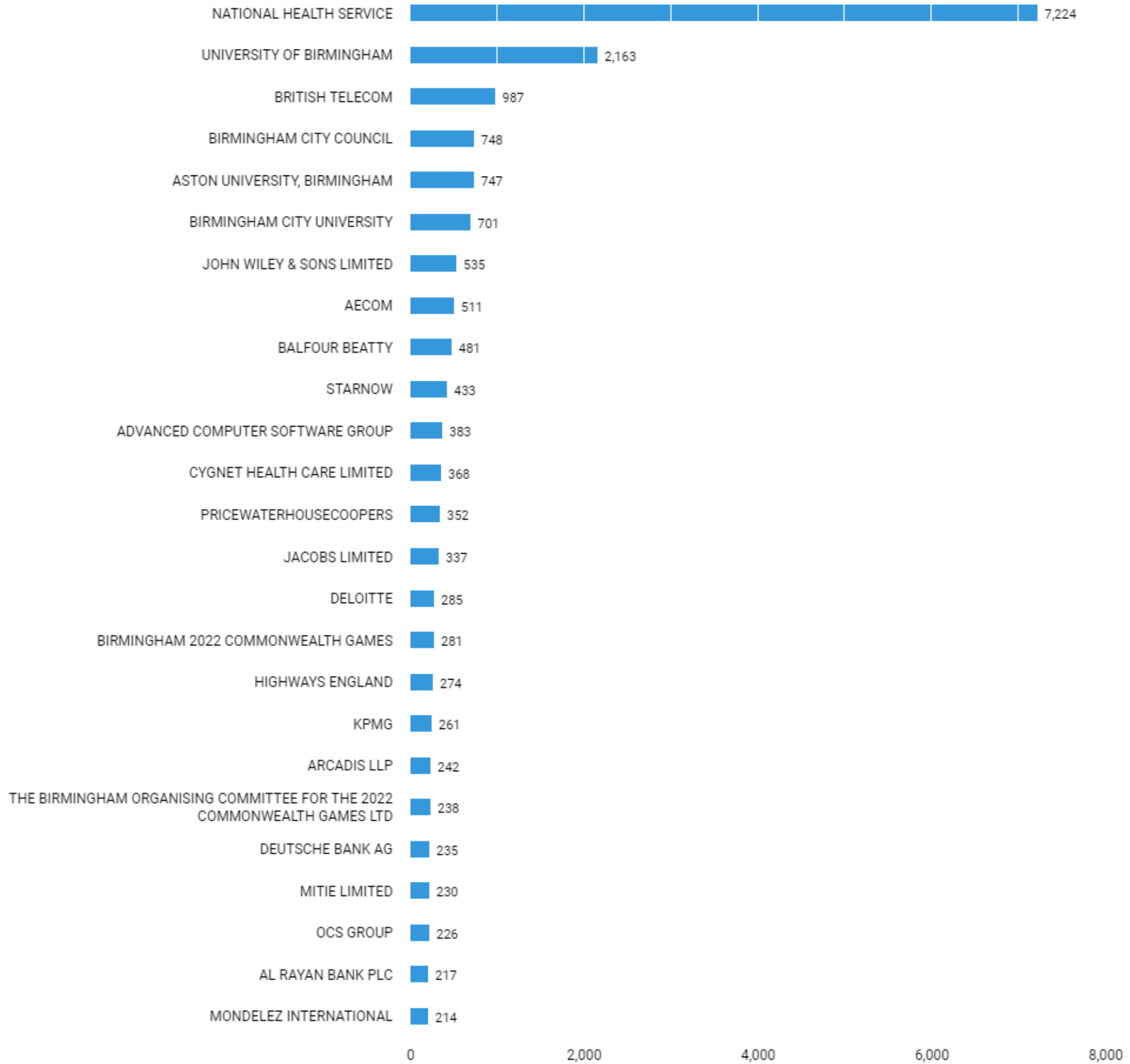
Nov. 01, 2020 - Oct. 31, 2021

There are 165,444 postings available with the current filters applied.

There are 85,640 unspecified postings.

Active Selections

Last 12 months (Nov. 1, 2020 - Oct. 31, 2021) AND (County/UA : Birmingham, ENG)



Source: Labour Insight (Burning Glass Technologies)

Distribution of Experience Requirements for a Skill or Credential

Note: 89% of records have been excluded because they do not include an experience level. As a result, the chart below may not be representative of the full sample.

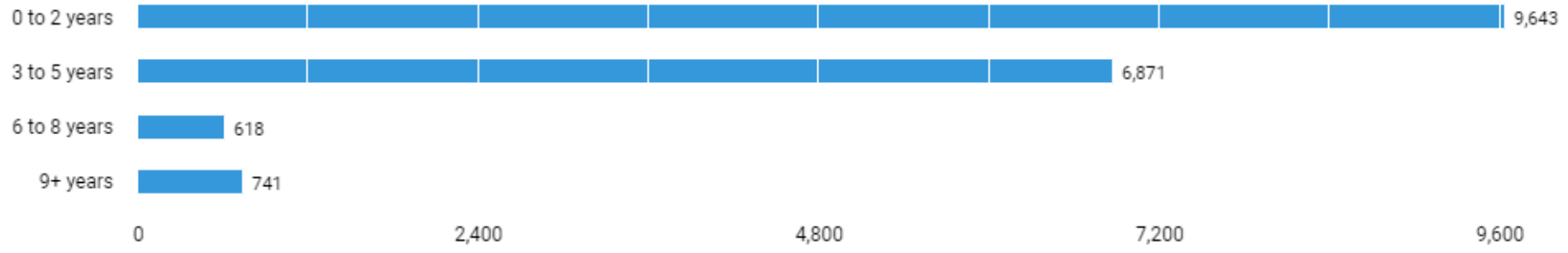
Nov. 01, 2020 - Oct. 31, 2021

There are 165,444 postings available with the current filters applied.

There are 147,571 unspecified postings.

Active Selections

Last 12 months (Nov. 1, 2020 - Oct. 31, 2021) AND (County/UA : Birmingham, ENG)



Top Detailed Industries

Note: 61% of records have been excluded because they do not include an industry. As a result, the chart below may not be representative of the full sample.

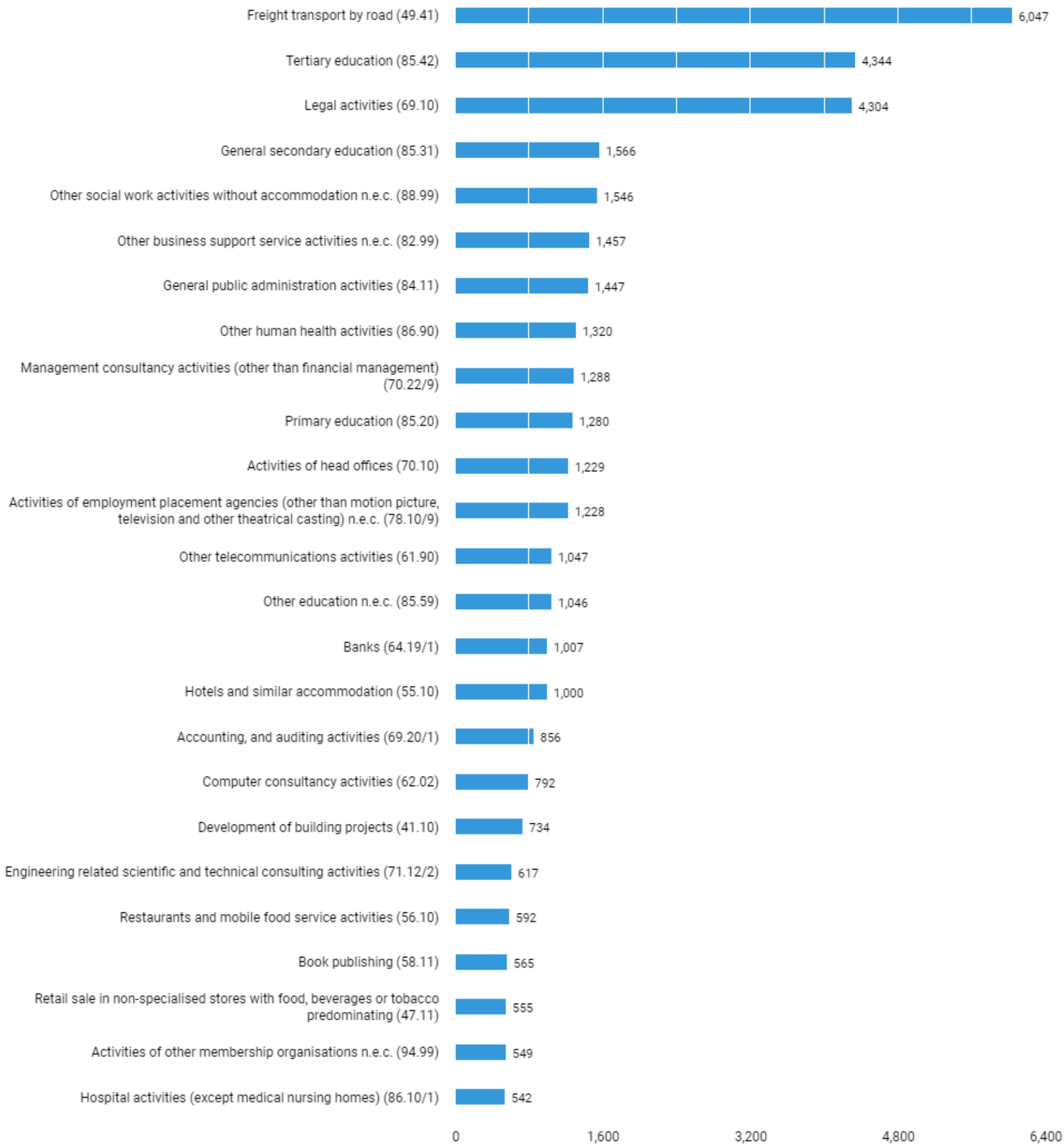
Nov. 01, 2020 - Oct. 31, 2021

There are 165,444 postings available with the current filters applied.

There are 100,472 unspecified postings.

Active Selections

Last 12 months (Nov. 1, 2020 - Oct. 31, 2021) AND (County/UA : Birmingham, ENG)



Top Titles

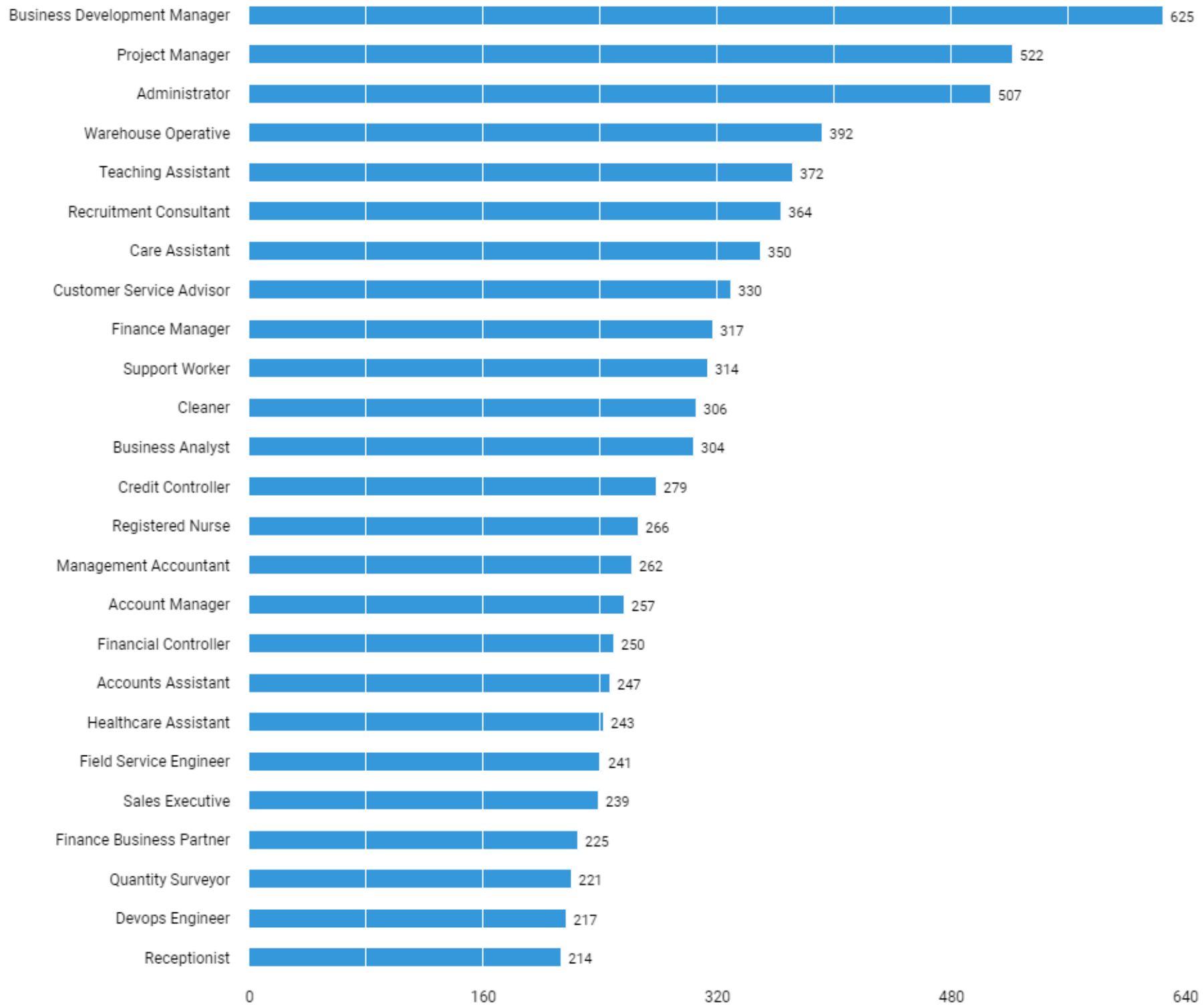
Nov. 01, 2020 - Oct. 31, 2021

There are 165,444 postings available with the current filters applied.

There are 255 unspecified postings.

Active Selections

Last 12 months (Nov. 1, 2020 - Oct. 31, 2021) AND (County/UA : Birmingham, ENG)



Salary (Advertised)

Advertised Salary

This report uses salary data from real-time job postings between Nov. 01, 2020 and Oct. 31, 2021.

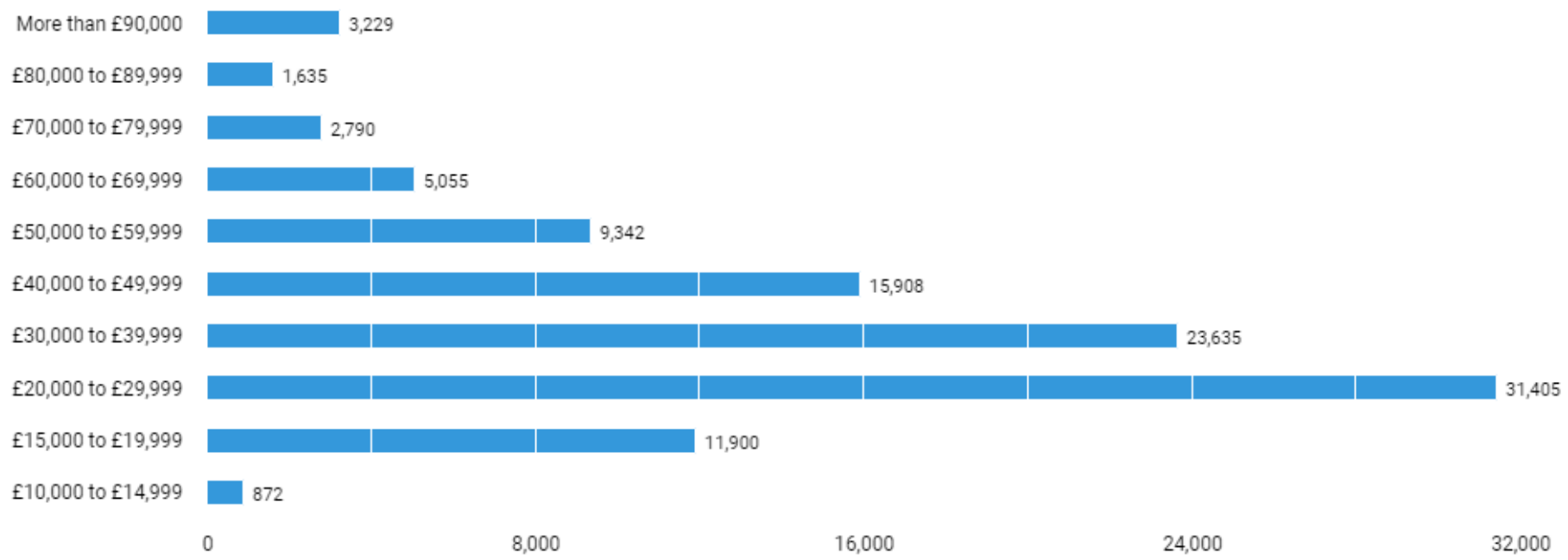
Salary figures are prorated to reflect full-time, annual wage status. For additional salary data by occupation from the Bureau of Labor Statistics, please refer to the summary tables option under the occupation category on the Create Reports tab.

Mean real-time salary: £37,900

Median real-time salary: £33,100

Active Selections

Last 12 months (Nov. 1, 2020 - Oct. 31, 2021) AND (County/UA : Birmingham, ENG)



Skills in Greatest Demand

For skills, unspecified postings are those that have fewer than three skills listed.

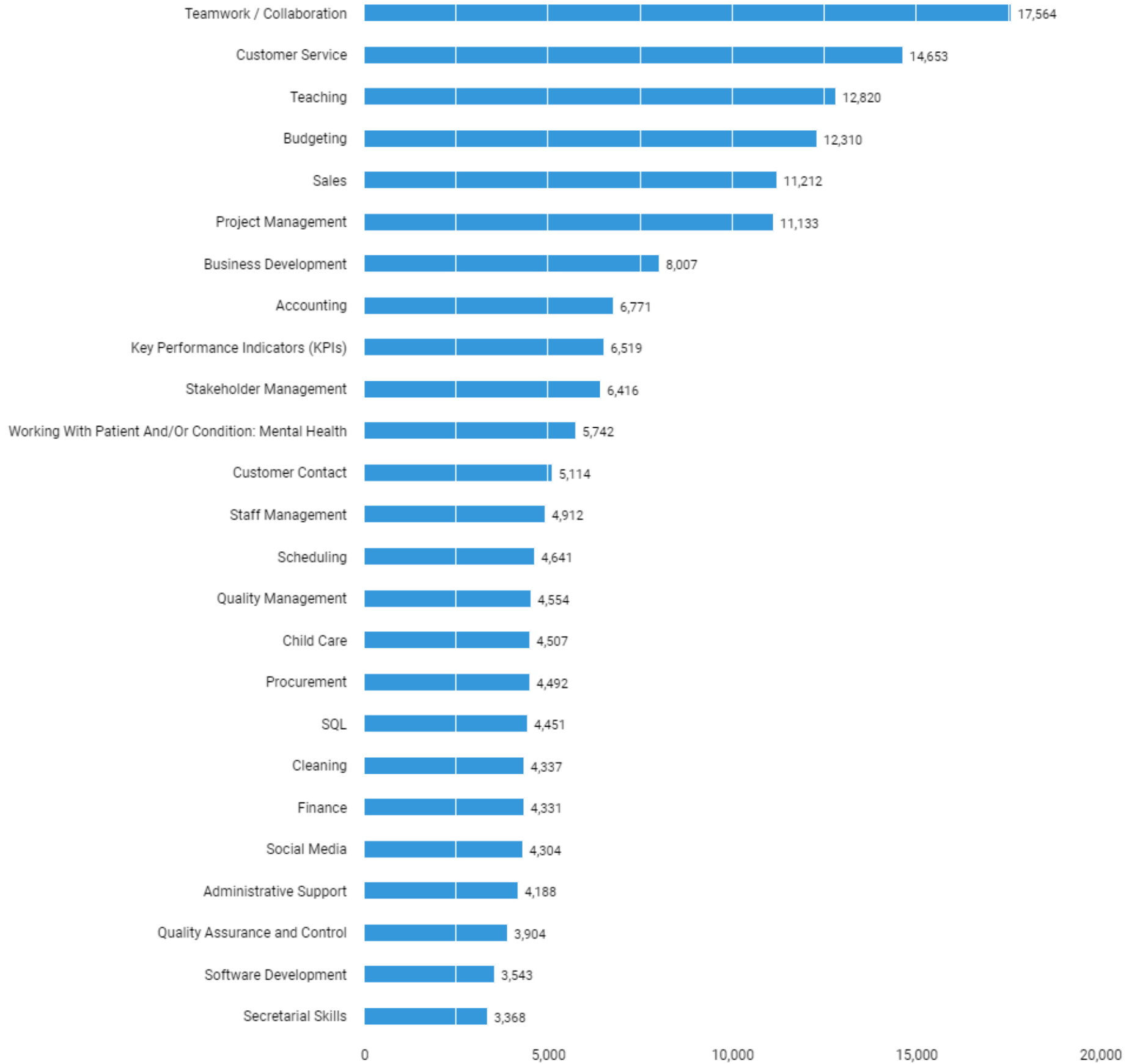
Nov. 01, 2020 - Oct. 31, 2021

There are 165,444 postings available with the current filters applied.

There are 53,361 unspecified postings.

Active Selections

Last 12 months (Nov. 1, 2020 - Oct. 31, 2021) AND (County/UA : Birmingham, ENG)



Source: Labour Insight (Burning Glass Technologies)

Time Series Analysis

Postings decreased by 3.20% to 21,308 in the period Sep. 2021 - Oct. 2021

Jan. 01, 2012 - Nov. 05, 2021 (Data not available after Nov. 04, 2021)

There are 1,626,123 postings available with the current filters applied.

There are 0 unspecified postings.

Active Selections

Last 12 months (Nov. 1, 2020 - Oct. 31, 2021) AND (County/UA : Birmingham, ENG)

Interval

Monthly

