

March 2024

ART NEWSLETTER



Iris N (year 12)

Welcome to the 4th edition of the Art Newsletter. We are delighted to share some Easter themed articles and celebrate the work of our very own KECHG students.

We hope you enjoy!

ARTISTS ORGANISATION


By Aashna A– year 7

In this article I will show you how I have organised my artistic space and share some ideas to make your space not only functional but also pleasing to the eye.



If you have any tubes or tubs of paint then it is helpful to dedicate a small desk drawer to them. A tip to keep your drawer clean is to apply some protective paper in your drawer. You can also organise your paints in colour order. Not only will this look great but it also helps to easily access the right colour while painting.

Another helpful idea is to get an organiser that has different sections to store your pens, pencils, scissors and brushes etc. This will help create clear zones on your work space and make everything easily accessible. IKEA have a great selection of kitchen and bathroom organisers that are great for storing stationary!



Hanging your artwork can be a fun piece of decor and is a good way to cherish your artistic journey by looking at all your different pieces. 3M command strips are great for hanging work!

Stay organised 😊

TOP 3 THINGS TO DO WHEN YOU'RE BORED

By Sathviga G – year 8



Do you want to make more art but think it's too hard? Do you love creating art but you never have the time? Do you admire artists and want to be one yourself, but it is never accessible enough? Then this article is for you! Here are a few ideas to get you started this autumn. This article's Easter-related theme is: EASTER BUNNIES

1 - Mini Art Challenge

A mini art challenge will be taking place. Recreate the image above as closely as possible with your own little twist. The winners will have their names in the next article. If you would like to take part, the deadline is 22nd April (two weeks after the new term has started). Please email your submissions to this email:

22gopinathsat821@kechg.org.uk.

2 - Simple Drawing

Here is a simple tutorial on how to draw a cute bunny for Easter:

<https://www.youtube.com/watch?v=VvV37UOedI4>

3 - Painting

You can follow this tutorial to paint this cute bunny!!

<https://www.youtube.com/watch?app=desktop&v=ZzYGTcFUuOA>



Diamond Painting


By Zaara H – year 7

Why not make a diamond painting over the Easter holiday? After all, diamonds are a girl's best friend!



Diamond painting is one of the easiest crafts to pursue, it also can help with anxiety and stress. It is the process of using a special pen, putting wax into it and then using the wax to make diamond 'drills'. You then stick the "diamonds" onto sticky paper using colour by number. There are really simple kits you could buy and some more complex kits as well.

Below is my attempt at diamond painting with a really simple kit (it went quite well and was really easy)



Alison King


By Jaza I and Mya P – year 9



In this article, we will delve into the incredible journey of a talented artist who has made a mark in the world of art through dedication, hard work, and a passion for creativity. From starting professional art classes at an early age to receiving numerous awards for her work and having her artwork featured in private collections worldwide, this artist's story is truly inspiring.

Alison King began at the young age of nine when she started taking professional art classes, igniting her love for artistic expression. This early exposure to the world of art set the stage for her future endeavours in the field. She went on to study graphic design and photography at the prestigious Ontario College of Art & Design, where she honed her skills and developed a keen eye for detail. During her time at college, the King specialized in the textile program, where she discovered a deep love for working with textiles and creating intricate designs. Her dedication to her craft paid off when she completed an internship in Washington, DC in 2003 and combined photographic imagery with textile work, earning a coveted scholarship. In 2005, she proudly received her Bachelor of Design degree, marking a major milestone in her academic journey.

King draws inspiration from a variety of sources, including the urban decay in Toronto, the lush rain forests in British Columbia, and the breath-taking surroundings in Alberta. These diverse influences are reflected in her artwork, which often features a unique blend of textures, colours, and themes. By continually challenging herself through her work and exploring different subjects, she has been able to push the boundaries of her creativity and produce truly captivating pieces. Throughout her career, King has received numerous awards for her art and has had the honour of exhibiting nationally and internationally. Her work has garnered praise from critics and art enthusiasts alike, with her pieces finding a place in private collections around the world. This widespread recognition is a testament to her talent, dedication, and artistic vision.



Easter Related Art

By Nabeeha Rao – year 7



Easter is a central holiday in the Christian faith, and it represents the fulfilment of the prophecies of the Old Testament and the revelation of God's salvific plan for all of humankind. Many historical artists have told the story of the resurrection of Jesus through their work.

Beatrix Potter, a famous writer and illustrator, best known for her Peter Rabbit stories, illustrates more modern Easter themes within her work. She tells the story of a cheeky little Rabbit named Peter, and all of his joyful friends which we have all grown to know and love.



David Hockney produced a digital painting called "Do remember they can't cancel the spring", where he chooses to portray spring as a positive season for humans.

WHAT HAVE WE BEEN UP TO?

By Ishita M and Ameera S – year 9

Listed below are the Art and Graphics extra-curricular clubs that have been running during the Spring term.

Glass Painting Club - run by Mrs Rank

Art Club - run by Ms Irving

Art club is working in small groups on a Crafts Council competition, making sculptures that celebrate our local environment using found and recycled materials.

Art Newsletter - run by Mrs Bowden

D&T and Graphics Club - run by Miss Tidd

Students in KS3 have been designing their own tea light candle holders from a set size ball of clay, to any design idea of their choice. As you can see in the photographs below, there are all sorts of designs from leaves to creatures!



TEACHER INTERVIEWS

By Ishita M and Ameera S – year 9

MISS ZSAR - Chemistry teacher

What are your creative hobbies and how did they begin?

It's a long list: painting, drawing, crocheting, decorating my own nails. I also used polymer clay for a bit and I started sewing last year.

What inspires you?

Pinterest, as well as art YouTubers.

When do you like to create?

I listen to audiobooks whilst I create, or watch films.

What are you currently working on?

I am finishing a dress I am sewing and starting a pair of trousers.

How do your hobbies make you feel?

Relaxed - it's my happy place and me-time.

Is your creativity linked to your science background?

They aren't really linked; although my creativity complements science. If you split it in half, Science is more logical and about facts and then my hobbies are creative so the two work well together. It also helps with teaching and coming up with creative solutions.

Controversial question: Should chocolate be considered a vegetable?

Absolutely.

MISS STAIT - Food and Nutrition teacher & Art Technician

What are your creative hobbies and how did they begin?

My creative hobbies include baking, painting, photography and I have recently tried crochet and embroidery - but they are not going very well at the moment! I started baking in my early 20's, by making birthday cakes for family and friends and progressing to making bigger and more elaborate cakes, including wedding cakes and themed or sculpted cakes. My favourite cake that I have ever made was a Disney Jungle Book themed cake for my son's 8th birthday, closely followed by a 40 inch long and 30 inch wide Hogwarts landscape cake!

What inspires you?

I think that inspiration can come from anywhere! I am a self taught baker so I learned through cookbooks and cooking programmes on TV but would often get inspiration from being outside, going for a walk, and having conversations with people. I am quite a visual learner so I would often find images of things to work from, like movie posters or Google images.

When do you like to create?

I like to think that I allocate time to be creative but due to my very busy life, this never happens! My creative time happens when it happens!

How do your hobbies make you feel?

When I am doing them for myself, and don't have a deadline to complete, I find my hobbies are extremely therapeutic; however, when I am making cakes for other people, I find this really stressful as I want the outcome to be perfect and perfection is very rarely achieved in life in general but in baking, close to perfection or good enough sometimes have to suffice!

Why do you like art?

I enjoy many different forms of art (I don't think that 'Art' can be quantified into one category!) and I think that art can be incorporated into life in many different ways. Going to see art exhibitions is fab but I think that listening to music, whether that is at home or live music, reading a book, or going on a walk and taking a photograph are all great ways of experiencing art and life! I enjoy these things because they help keep me sane (or at least semi-sane!)

Controversial question: Should chocolate be considered a vegetable?

Technically, I think chocolate should be classed as a fruit because cacao/cocoa beans are the fruit of the plant and with them being enclosed in the cacao pod, this means they are a berry so I think chocolate is made from fruit! Eat the chocolate!