

October 2023

ART NEWSLETTER




Welcome to the 2nd edition of the Art Newsletter. We are so happy to share more KECHG artworks and that of established artists, craft ideas and competitions to keep you busy over the half term holiday.

We hope you enjoy!

KECHG ARTISTS of the HALF TERM



Art KS5 | Acrylic painting by Amelie (year 12)




Graphics KS5 | Digital drawing by Khadeeja (year 13)




Graphics KS4 | Digital drawing by Faaria (year 11)



Art Ks4 | Sculpture by Vera (year 11)





Art KS3 | Drawing by Hiba (year 8)



Graphics KS3 | Digital drawing by Aanya (year 8)

ARTIST of the HALF TERM

Research by Eliza J



Shepard Fairey

Shepard Fairey is an American contemporary artist, activist and founder of OBEY Clothing who emerged from the skateboarding scene. He was born on February 15, 1970 in Charleston, South Carolina. Fairey graduated from the Rhode Island School of Design in 1992 where he earned his Bachelor of Arts in illustration.

Fairey is probably "Hope" poster presidential. Fairey based the Press photograph he transformed high-contrast by the political graphics of Soviet portrait of Obama (light and dark) colours which bold), with the design within a a street poster. It distributed—both the 2008 election from the Obama



best known for his 2008 depicting the U.S. candidate Barack Obama. work on an Associated by Mannie Garcia, which with his signature stencil technique, inspired message and bold Socialist Realism. The in solid red, beige and blue (using 2 primary make the poster seem word hope .He created the day and printed it first as was then widely as a digital image, during season, with approval campaign. Fairy created

the portrait because he felt that his "power and sincerity as a speaker would create a positive association with his likeness". His work combines elements of graffiti, pop art, business art, and Socialist Realism. His work has been seen in galleries around the world and even museums. This portrait has other versions saying Progress as well. He creates his work by printing and painting.

Seeing how Shepard Fairey has done with this artwork, I would want to make my work bold and make it different and unique. It has also inspired me to do someone who is passionate about anything and is a great role model.

TEACHER INTERVIEW

MR BOYLAN

“What are your creative hobbies and how did they begin?”

“I garden and have an allotment”, Mr Boylan told us.

“The garden is planted in a ‘wild’ style with lots of colour” he mentions, telling us how about how he likes to leave the grass to grow long with wild flowers planted in it.

“It is not like a conventional back garden” he adds.

“On my allotment I grow vegetables but also lots of flowers for cutting, to stop Mrs Boylan cutting flowers in the garden” he tells us, “It is nicknamed the “Jungle” by the other plot holders”. Mr Boylan also told us he has “Started to paint again after many years not painting”, and quite enjoys making large landscape paintings on canvas using acrylic paint.

“What inspires you?”

“I like being outside for starters”, he tells us, “I like garden designers like Piet Oudolf, who plant in a naturalist way. I also like painters like David Bomberg”. He then goes on to describe their shared “expressive” and a “bit wild” ways of capturing wilderness in nature. What these have in common is being very expressive and a bit wild and trying to capture a wildness in nature and landscapes. “I am happiest when out walking by the sea or in the Lake District” he states, describing how he likes big views and would like to live in Devon overlooking the sea or Norfolk and walk for miles along the beaches.

“When do you like to create?”

“I garden as much as I can. Working part time and having teacher's holiday's help”, he shares with us.

“How do your hobbies make you feel?”

“Very happy and sometimes very frustrated: when a plant doesn't grow or I can't get the colour right in a painting. But these are problems to be solved, a bit like a puzzle in maths. There's always an answer!” he explains.

“I also like the physical aspect of gardening, getting my hands dirty and working so I feel tired at the end of it” Mr Boylan adds.

WHAT HAVE KS3 BEEN UP TO?

Art:

Year 7

Year 7 have completed their first controlled assessment: a teddy bear, focusing on line, shape, tone and detail. They have also started their "Texture" project and have been exploring mark making.

Year 8

Year 8 have completed their controlled assessment and have been working on creating portraits and prints responding to the theme: "Who inspires you?" So far, they have completed a portrait of Barack Obama and some groups have even started monoprinting portrait of their icons.

Year 9

Year 9 have now completed their controlled assessment and have moved onto their mini GCSE project. The theme they have been given is "Ageing" and students are encouraged to investigate and respond to this theme personally, while still learning important skills requiring at GCSE level.



Graphics:

Year 7

Year 7 have been introduced to what Graphics is all about and how to set up the Graphics computers.

Year 8

Year 8 have begun working on their "Skylines" project, using watercolours to develop a background.

Year 9

Year 9 have begun working on their theme "Animal threats" and to create a graphic poster of a chosen animal.

All of KS3 Graphics have completed their controlled assessment and have been introduced to their project and brief.

Top 3 Art Things To Do When You're Bored

Do you want to do more art but feel it is too hard? Do you love creating art but you never have the time? Do you admire artists and want to be one yourself, but it is never accessible enough? Then this article is for you! Here are a few ideas to get you started this autumn.



An art contest will be taking place this week. To enter, simply pick one of the below ideas and recreate it. Please drop me or Mrs Bowden an email at e.aubury@kechq.org.uk, if you are interested or if you have any questions. The deadline for submissions is Friday 10th November.

shutterstock.com · 572632144

1. Origami

Don't have a calendar on your desktop yet? It's time to make it yourself and plan your month! Keep reading to find out how *you* can do this amazing origami! Let's begin. You will need:

- 2 pieces of coloured paper in different colours (15cm x 15cm)
- A black marker
- Markers in the colour of your choice
- A ruler
- A pencil

Fold the bottom of the paper up. Fold the right side of the paper to the left side of the paper. Measure 1.5cm from the left and draw a vertical line. Fold the left side of the paper towards the right side, making a crease on the line you have drawn. Open up the fold you have just made, and open the fold that you made before it. Take the two most recent creases that you have made and fold them inwards. Fold the bottom corners into little triangles. Pull them open and fold them flat. It should look like the picture right now. You can continue the tutorial by watching this video:

https://www.youtube.com/watch?v=bcl74lCcOEE&list=PLtejb-PtnboM-fjytSgGTDBM2pCoRTvzy&index=16&ab_channel>HelloOrigami

2. Simple Drawing

Here is a simple tutorial on how to draw a cute ghost for Halloween:

<https://www.youtube.com/shorts/VnIW5YuSu5M>

3. Painting

It's Autumn so let's paint some watercolour leaves!

1. Go outside and pick a leaf that you like.
2. Trace the outline on a thick piece of paper (e.g. cardstock).
3. Paint the silhouette with clean water.
4. Dip the paintbrush in the colour you want.
5. Touch the paintbrush to different areas on the paper.
6. Pick a different colour and repeat steps 4-5 until the whole leaf is coloured.
7. Allow the paint to dry. Try not to move the page while it is still drying.
8. Finally, paint the centre vein, increasing the pressure as you reach the end of the leaf.

Well done! You have created your very own watercolour leaf!



Crochet

Crochet may seem like a hard hobby, but it actually is really easy! It is also a great way to make gifts for friends and improve your mental health.

Here is one beginner friendly crochet project if you would like to have a go.

An Autumn leaf

For this project, all you need is some wool and a crochet hook.



Here is the video tutorial : <https://www.youtube.com/watch?v=MQO32bReL6A>

Though it mostly consists of crocheting a circle, it is a great gift to anyone this season.

Why is crochet good for you?

1. Crocheting reduces stress and anxiety
2. It Relaxes your mind
3. Crocheting Increases Productivity
4. It builds your self-esteem by being productive

Now it is up to you to have a go at crochet for yourself. All you need is a crochet hook, a bit of yarn and some motivation!

Thank you and enjoy!

Extra-Curricular Activities

Art Club

With Ms Irving

A couple of weeks ago, Art Club started. This was a relief for those of us who can't bottle up that creative fire in our souls. It's even better if you can't think of anything creative to do yourself. Running every Wednesday at lunchtime (in the Art Studio), Art Club is one of the best ways to have fun with different types of Art. We do a different project every half term, usually showing off lesser-known types of Art that are actually really fun. This half term our project is all about 'pochoir', which is the French word for stencil. In Art club we are making stencils using 2D Design V2, an Art app that lets you trace around images. Then, using the laser cutter, we can cut around the traced images to create our stencils! After that, we can use the stencils to create a fabulous piece of artwork. I am really looking forward to that: After reading this article I hope you will consider joining Art Club too.



Art Related News

Postponed Philip Guston survey finally opens at Tate Modern



Philip Guston's *Couple in Bed* (1977)

After it was postponed in 2020, in a row over the late Canadian-American artist's Ku Klux Klan imagery, a vast survey of Philip Guston's work has opened at Tate Modern in London

After announcing an eight-month Covid-related delay that summer, the four museums angered a large swath of the art establishment by announcing that they were holding off on the opening until 2024. Tate officials said in 2020 that "proceeding on our own would not have been possible for financial and logistical reasons and would have been disrespectful to our partner museums".

Read more about this at THE ART NEWSLETTER |

<https://www.theartnewspaper.com/2023/10/03/postponed-philip-guston-survey-finally-opens-at-tate-modern>

OUR NEWSLETTER TEAM

SENIOR EDITOR: PERSPEHONE S

AMEERA S

ISHITA M

SATHVIGA G

ZAARA H

LINN P

NABEEHA R

AASHNAA

JAZA L

MYA P