

German Grammar

A review of 20 key grammar points in the run-up to Year 12



Work your way through these 20 sections in chronological order: they should each take around 5-10 minutes. You will be sent the solutions in two weeks.

Viel Spaß!

June 2021

Contents

Page

● Personal Pronouns	3
● The Present Tense of Regular Verbs	5
● Irregular Verbs in the Present Tense	7
● Haben and Sein	9
● Separable Verbs	10
● The Perfect Tense with Haben	11
● The Perfect Tense with Sein	14
● The Perfect Tense with Haben and Sein	16
● The Future Tense	17
● Modal Verbs	19
● Word Order (Simple)	21
● Word Order (Complex)	22
● Word Order (Time, Manner, Place)	23
● Prepositions with the Dative Case	24
● Prepositions with the Accusative Case	26
● Dual Case Prepositions	28
● Plurals	29
● Relative Clauses	31
● Questions	32
● Comparatives and Superlatives	33
● Solutions	35

Personal Pronouns

What are they for?

Personal Pronouns tell us **who** is doing an action.

What do they look like?

Here are the personal pronouns in English and German.

Singular	I	ich	(first person)
	you	du	(second person)
	he/she/it	er/sie/es	(third person)
Plural	we	wir	(first person)
	you	ihr	(second person)
	you	Sie	(second person)
	they	sie	(third person)

It is best to learn them in the order shown above to avoid confusion later.

Why are there three words for you?

du is **singular** and **informal**. This means that when you use **du**, you are talking to only **one** person and:

- **you know them well** OR
- **they are younger than you** OR
- **they are a member of your family** OR
- **they are an animal!**

ihr is **plural** and **informal**. This means that you are talking to **more than one** of the people mentioned above.


Sie is **singular** AND **plural** and **formal (polite)**. Use **Sie** to talk to **one** or **more** of the following:

- **people older than you** OR
- **people you do not know well** OR
- **people you would refer to as Mr. or Mrs.**

What do you mean by first, second and third person?


The diagram below will help you understand first, second and third person.

First Person




(one person)

Second Person



(two people)

Third Person



(three people)

Over to you ...

1) Complete the following:

I

b) _____

c) ___ / ___ / ___

we

f) _____

g) _____

they

a) _____

du

d) ___ / ___ / ___

e) _____

ihr

Sie

h) _____

2) Should you use **du**, **ihr** or **Sie** when talking to the following people?

a) Your mum _____

b) A group of friends _____

c) A shop keeper _____

d) The Queen _____

e) Your best friend _____

f) Your cat _____

g) The head teacher _____

h) A group of politicians _____

i) A flock of sheep _____

j) Your grandad _____

The Present Tense of Regular Verbs

What is the Present Tense used for?

The Present Tense is used to talk about things you usually do or are doing at the moment.

What do you mean by "Regular Verbs"?

A regular verb is one which always follows the same pattern. You might also hear them called "Weak Verbs" because they are weak and always follow the crowd!

How will I know if a verb is regular?

Your German textbook will have a page towards the back showing an "Irregular Verb Table". Ask your teacher where it is. If the verb is from your text book but NOT in the irregular verb table, then it is probably regular. You can also use a dictionary to find out if a verb is regular or irregular. As there are many different brands of dictionary, you should ask your own teacher about the ones you have at your school.

So, what do they look like then?

The endings for **Regular Verbs** in the **Present Tense** are as follows:

(We will use the regular verb **spielen – to play**, but remember **any** regular verb will take the same endings)

(remember to remove the "en"
before adding new endings)



spielen – to play

I play
you play
he/she/it plays

ich spiele
du spiel**st**
er/sie/es spiel**t**

we play
you play
you play
they play

wir spielen
ihr spiel**t**
Sie spiel**en**
sie spiel**en**

Why do some regular verbs have an extra "e" in some of their forms?

This is because of the original spelling of the verb in the infinitive. If the stem ends in "d" or "t", an extra "e" is added in the du, er/sie/es and ihr forms.

E.g.	finden (to find)	arbeiten (to work)
	ich finde	ich arbeite
	du findest	du arbeitest
	er/sie/es findet	er/sie/es arbeitet
	wir finden	wir arbeiten
	ihr findet	ihr arbeitet
	Sie finden	Sie arbeiten
	sie finden	sie arbeiten

Over to you...

1) Fill the gaps by changing the infinitives in brackets into the correct forms of the verbs.

- | | |
|--|---|
| a) Wir _____ Fußball (spielen) | k) Er _____ bei Aldi (arbeiten) |
| b) Er _____ es gut (finden) | l) Wir _____ nach London (fliegen) |
| c) Ihr _____ viel Tee (trinken) | m) Was _____ das Buch? (kosten) |
| d) Ich _____ meine Hausaufgaben (machen) | n) Ich _____ dich (lieben) |
| e) Du _____ sehr schön (singen) | o) _____ du gern Musik? (hören) |
| f) Sie (she) _____ „Hallo“ (sagen) | p) Ihr _____ gern (schwimmen) |
| g) Sie (they) _____ Taschengeld (bekommen) | q) Sie (she) _____ auf den Zug (warten) |
| h) Er _____ mir (danken) | r) Ich _____ nicht (verstehen) |
| i) Ich _____ meine Tante (besuchen) | s) _____ du eine E-mail? (senden) |
| j) Er _____ es online (bestellen) | t) Was _____ er? (suchen) |

Irregular Verbs in the Present Tense

What are Irregular Verbs?

Irregular Verbs are verbs which do not all follow the same pattern. They are also called Strong Verbs as they are strong and do not follow the crowd!

So, how are they different to Regular Verbs?

Irregular Verbs have a vowel change in the stem but the same endings as Regular Verbs. The vowel change only occurs in the "du" and "er/sie/es" forms.

e.g.

Fahren (to drive/ride)

Vowel change in "du" and "er/sie/es" forms		ich	fahre	←	Normal regular endings
	*	du	fährst	←	
	*	er/sie/es	fährt	←	
		wir	fahren	←	
		ihr	fahrt	←	
		Sie	fahren	←	
		sie	fahren	←	

How do I know what the vowel change is?

There are several ways of knowing. You could look in the Irregular Verb Table in your text book. Ask your teacher and make a note of the page. Once you have done that, you can learn the most common ones off by heart. You could also spot "families", for example the verb **schlafen (to sleep)** acts just like **fahren** above:

du schläfst

er/sie/es schläft

On the next page you will find some more common vowel changes.

Common vowel changes in irregular verbs

a changes to ä **fahren - du fährst - er/sie/es fährt**
tragen - du trägst - er/sie/es trägt

e changes to i **helfen - du hilfst - er/sie/es hilft**
geben - du gibst - er/sie/es hilft

e changes to ie **sehen - du siehst - er/sie/es sieht**
lesen - du liest - er/sie/es liest

Over to you...

1) See how many more verbs you can find in your verb table which fit into the families shown above. Can you see any other patterns too?

2) Fill the gaps with the correct form of the verb.

- | | |
|--|-------------------------------------|
| a) Ich _____ ein Buch (lesen) | f) Meine Oma _____ viel (schlafen) |
| b) Er _____ mir oft (helfen) | g) Ich _____ eine Brille (tragen) |
| c) Wir _____ zusammen (essen) | h) Er _____ eine Hose (tragen) |
| d) Mein Bruder _____ einen Apfel (essen) | i) Max _____ gut Deutsch (sprechen) |
| e) Du _____ mit der U-Bahn (fahren) | j) Du _____ nach Hause (laufen) |

3) Translate the following phrases into German.

- | | |
|--------------------|------------------------|
| a) It eats _____ | e) You (du) help _____ |
| b) He drives _____ | f) He gives _____ |

c) You (du) meet _____

g) It sleeps _____

d) She forgets _____

h) You (du) take _____

Haben and Sein

So, what's the big deal about haben and sein?

Haben and sein are two of the most important verbs you can learn in German. Not only are they really useful on their own, you also use them to form the Perfect (past) Tense

So, what do they look like?

Haben and **sein** are conjugated like this:

haben

sein

I	ich	habe	ich	bin
you (sing, fam)	du	hast	du	bist
he/she/it	er/sie/es	hat	er/sie/es	ist
we	wir	haben	wir	sind
you (plu, fam)	ihr	habt	ihr	seid
you (sing, plu, pol)	Sie	haben	Sie	sind
they	sie	haben	sie	sind

Over to you ...

1) Complete the following sentences with the correct form of haben or sein.

a) Ich _____ eine Katze

g) Es _____ sonnig

b) Er _____ groß

h) _____ du genug Geld?

c) Wir _____ ein großes Haus

i) Ich _____ lockige Haare

d) _____ ihr fertig?

j) Er _____ einen Hund

e) Sie (they) _____ braune Haare

k) Du _____ Glück

f) Sie (she) _____ klein

l) Wir _____ nervös

Separable Verbs

What is a separable verb?

A separable verb is a type of verb which has two parts; the usual part of the verb and the "separable prefix"

How do they work?

Separable verbs conjugate in the same way as other verbs i.e. if they're regular they have the same endings as any other verb, if not then you should check your work on irregular verbs. **The only difference is that the separable prefix needs to be removed and moved to the end of the sentence or clause.**

E.g. ankommen (to arrive)



separable prefix

Ich komme an – I arrive



separable prefix now at end

Here are some more common separable verbs.

The separable prefix is shown in brackets.

(an)fangen – to start

(auf)wachen – to wake up

(auf)geben – to give up

(auf)stehen – to get up

(aus)gehen – to go out

(an)machen – to turn on

(aus)machen – to turn off

(ab)waschen – to wash up

(ab)trocknen – to dry up

(an)ziehen – to put on

(fern)sehen – to watch T.V

(hoch)laden – to upload

(herunter)laden – to download

(mit)bringen – to bring along

(vor)bereiten – to prepare

Over to you ...

1) Unscramble the following sentences.

a) ziehe/an/ich/einen/Pulli

b) heute/sieht/Abend/fern/er

c) sie/in/Küche/ab/der/wäscht

d) ich/Essen/das/vor/bereite

e) laden/Fotos/wir/hoch

f) bringe/einen/ich/mit/Freund

g) Musik/herunter/laden/sie

h) Schule/fängt/an/Uhr/neun/um/die

The Perfect Tense with Haben

What is the Perfect Tense?

The Perfect Tense is one way of talking about the past in German. It is probably the one you will use most over the course of your GCSE so it's a good idea to get it right!

Why does the title say "with haben"?

That's because the Perfect Tense can also be formed using the verb "sein" but we're going to concentrate on "haben" first.

I've forgotten what haben looks like!

Don't worry, here it is again!

haben (to have)

ich	habe
du	hast
er/sie/es	hat
wir	haben
ihr	habt
Sie	haben
sie	haben

So, what else do I need to make the Perfect Tense with Haben?

You need three things all together; the **subject**; the correct part of **haben** and the **past participle**

E.g.	Ich	habe	gespielt
	↑	↑	↑
	Subject	Correct part of haben	Past Participle

This translates as "I played"

So, how do I make a Past Participle?

There are two types of Past Participle; **Regular** and **Irregular**.

How to form a **REGULAR PAST PARTICIPLE**

Step 1 - Take the infinitive (the verb before you have done anything to it)

spielen

Step 2 – Take off the ending (usually **en**) and you are left with the **stem**

spiel

Step 3 – Add **ge** to the beginning and **t** to the end of the stem

gespielt

Over to you ...

1) Turn the following infinitives into Regular Past Participles.

- a) machen _____ b) sagen _____ c) hören _____
d) kaufen _____ e) tanzen _____ f) wohnen _____

Irregular Past Participles

Although it is possible to spot some patterns in irregular past participles, it is sensible to learn them as you come across them. Listed below are some of the common ones which go with haben.

2) Look at the Irregular Verb Table in your textbook if you have one and see if you can spot some patterns and add more of the same type to each past participle given below.

essen – gegessen

trinken – getrunken

schreiben – geschrieben

lesen – gelesen

beginnen – begonnen

helfen – geholfen

There's just one more thing you need to know before putting all this information together:

The PAST PARTICIPLE has to go to the END of the sentence or clause.

E.g.

Ich habe Fußball **gespielt**

↑
Past participle at end

Over to you ...

2) Change the infinitives given into past participles. You may need to use your Irregular Verb Table.

a) spielen _____ b) schreiben _____ c) essen _____

d) kaufen _____ e) finden _____ f) schlafen _____

3) Fill the gaps with the correct form of haben and the past participle.

a) Ich _____ Fußball _____ (spielen)

b) Er _____ einen Apfel _____ (essen)

c) Wir _____ Musik _____ (hören)

d) Ihr _____ Briefe _____ (schreiben)

e) Die Schule _____ um 9 Uhr _____ (beginnen)

f) Meine Oma _____ in der Disco _____ (tanzen)

g) Sie (they) _____ Tee _____ (trinken)

h) Sie (she) _____ ein Buch _____ (lesen)

i) Ich _____ meiner Mutter _____ (helfen)

j) _____ du deinen Kuli _____? (finden)

The Perfect Tense with Sein

What is the Perfect Tense with Sein?

You've probably already learnt about the perfect tense with haben (if not, see worksheet), well that's not the only way of forming the Perfect Tense.

So, when do I need to use sein?

Sein is used with certain verbs which usually, although not always, have to do with **movement**. For example: to run, to go, to swim, to fly etc.

I can't remember how to form sein!

Don't worry, here it is again!

sein (to be)

ich	bin
du	bist
er/sie/es	ist
wir	sind
ihr	seid
Sie	sind
sie	sind

So, what else do I need to make the Perfect Tense with Sein?

You need three things all together; the **subject**; the correct part of **sein** and the **past participle**

E.g.	Ich	bin	gegangen
	↑	↑	↑
	Subject	Correct part of sein	Past Participle

This translates as "I went"

What about past participles? Are there any irregular ones to learn?

Yes, there are. If you look in a irregular verb table, they will usually be marked with an asterix (*) Here are some common ones which take **sein**:

fahren (to go/drive) – **gefahren**

fallen (to fall) – **gefallen**

bleiben (to stay) – **geblieben**

sein (to be) – **gewesen**

gehen (to go) – **gegangen**

fliegen (to fly) – **geflogen**

laufen (to run) – **gelaufen**

steigen (to climb) – **gestiegen**

schwimmen (to swim) – **geschwommen**

sterben (to die) – **gestorben**

One more thing... remember to put the past participle to the end!

Over to you ...

1) Complete the sentences with the correct part of sein and the past participle.

- a) Ich _____ ins Kino _____ (gehen)
- b) _____ du _____? (schwimmen)
- c) Er _____ vor zwei Jahren _____ (sterben)
- d) Wir _____ nach Spanien _____ (fliegen)
- e) _____ ihr nach London _____? (fahren)
- f) Sie (she) _____ zur Schule _____ (laufen)
- g) Ich _____ aus dem Bett _____ (fallen)
- h) Wir _____ in den Bus _____ (steigen)
- i) _____ du in einem Hotel _____? (bleiben)

The Perfect Tense with Haben and Sein

Now that you have learnt how to form the perfect tense with haben and sein, it's time to see if you can use them together. Remember that most verbs take haben. Verbs which take sein usually have something to do with movement. There are some odd ones out though e.g. bleiben (to stay) and sterben (to die).

Finally, remember to check if the past participle is regular or irregular.

Over to you ...

1) Fill the gaps with the correct part of haben or sein and the past participle.

- a) Er _____ in den Jugendklub _____ (gehen)
- b) Ich _____ Radio _____ (hören)
- c) Wir _____ in der Disco _____ (tanzen)
- d) Mein Opa _____ in den Zug _____ (steigen)
- e) Sie (she) _____ in die Stadt _____ (laufen)
- f) _____ du deine Hausaufgaben _____? (finden)
- g) Ich _____ meiner Oma _____ (helfen)
- h) Er _____ letztes Jahr _____ (sterben)
- i) Die Sendung _____ um 8 Uhr _____ (beginnen)
- j) Sie (she) _____ Chips _____ (essen)
- k) Sie (they) _____ Kaffee _____ (trinken)
- l) Ich _____ Tennis _____ (spielen)
- m) Ihr _____ eine Prufung _____ (schreiben)
- n) Er _____ eine Zeitung _____ (lesen)
- o) Wir _____ nach Griechenland _____ (fliegen)
- p) _____ er _____? (schwimmen)
- q) Ich _____ vom Pferd _____ (fallen)
- r) Sie (she) _____ in einem Gasthaus _____? (bleiben)
- s) _____ ihr nach Schottland _____? (fahren)

Over to you ...

1) What do the following Future Time Markers mean?

- | | |
|-------------------------|------------------------------|
| a) Nächste Woche _____ | b) Nächstes Jahr _____ |
| c) Nächsten Monat _____ | d) Nächsten Sommer _____ |
| e) Im August _____ | f) In zwei Wochen _____ |
| g) In fünf Jahren _____ | h) Nächstes Wochenende _____ |
| i) Morgen _____ | j) Morgen Abend _____ |

2) Change the following sentences from the Present Tense into the Future Tense using werden.

- | | |
|---------------------------------|--------------------------------------|
| a) Max spricht gut Deutsch | <u>Max wird gut Deutsch sprechen</u> |
| b) Er findet es gut | _____ |
| c) Sie hilft mir | _____ |
| d) Ich trage eine Brille | _____ |
| e) Du läufst nach Hause | _____ |
| f) Wir singen sehr schön | _____ |
| g) Du fährst mit der U-Bahn | _____ |
| h) Ich besuche meine Tante | _____ |
| i) Wir essen zusammen | _____ |
| j) Sie bekommen Taschengeld | _____ |
| k) Sie sagt „Hallo“ | _____ |
| l) Wir spielen Fußball | _____ |
| m) Ich mache meine Hausaufgaben | _____ |
| n) Er bestellt es online | _____ |
| o) Ihr trinkt viel Tee | _____ |
| p) Er trägt eine Hose | _____ |
| q) Meine Oma schläft viel | _____ |
| r) Mein Bruder isst einen Apfel | _____ |
| s) Er dankt mir | _____ |
| t) Ich lese ein Buch | _____ |

Modal Verbs

What are Modal Verbs?

Modal Verbs are a special group of verbs which need to go with another verb in the infinitive so that your sentence makes sense.

E.g.

Ich **kann** viel in der Schule **lernen**



Modal verb



Other verb in infinitive

Without the second verb, this sentence would read "I can lots at school"

Can what lots??? **It makes no sense!**

With the second verb it makes sense: "I can **learn** lots at school"

Phew...that's better.

So what are the other modal verbs?

There are six modal verbs you should know. They are:

können (to be able); wollen (to want); sollen (to be supposed to);

müssen (to have to); dürfen (to be allowed to); mögen (to like)

Do modal verbs have the same endings as other verbs?

Mostly. Only the "ich" and "er/sie/es" forms have different endings. All of them apart from "sollen" also have an irregular vowel change. See below.

wollen

ich	will (no ending)	können	-	ich kann
du	willst			
er/sie/es	will (no ending)	dürfen	-	ich darf
wir	wollen			
ihr	wollt	müssen	-	ich muss

Sie wollen
sie wollen

mögen - ich mag

Over to you ...

1) Translate the following phrases into German

- a) I like _____ b) He wants _____ c) We can _____
d) They want _____ e) You (du) like _____ f) She likes _____
g) I am supposed to _____ h) You (ihr) are allowed _____

2) Change the following sentences to use the modal verb in brackets.

- a) Steffi spricht gut Englisch Steffi kann gut Englisch sprechen
- b) Sie hilft mir (wollen) _____
- c) Du läufst nach Hause (dürfen) _____
- d) Wir fahren mit der U-Bahn (wollen) _____
- e) Ich besuche meine Tante (sollen) _____
- f) Wir essen zusammen (müssen) _____
- g) Sie bekommen Taschengeld (wollen) _____
- h) Wir spielen Fußball (dürfen) _____
- i) Ich mache meine Hausaufgaben (sollen) _____
- j) Er bestellt es online (können) _____
- k) Ihr trinkt Bier (dürfen) _____
- l) Er trägt eine Hose (wollen) _____
- m) Du dankst mir (können) _____

n) Ich lese die Zeitung (sollen) _____

Word Order (Simple)

Why do we need to learn about word order?

In German, the order in which words appear in a sentence is really important. German has very definite rules for word order.

So what do I need to know?

The first important rule is that in a simple sentence in German, the verb should come in 2nd place.

E.g. Ich **spiele** Fußball
↑
verb in second place

You might want to start your sentence with something else like a time phrase. This is fine as long as you make sure the verb is still in second place.

E.g. Heute **spiele** ich Fußball
↑
See how the subject and verb have been swapped around so that the verb is still in 2nd place

Why do we say "second place" rather than "second word"

Because it's not always the second word. Think about if the time phrase we'd used was "am Samstag". This counts as one idea so therefore has to stay together.

E.g. Am Samstag **spiele** ich Fußball
↑
In first place is "on Saturday" which can't be split up so our verb is in 2nd place even though it is not the 2nd word.

Over to you ...

1) Re-write the following sentences beginning with a different word.

- a) Ich gehe heute Abend ins Kino
- b) Am Montag esse ich in der Kantine

Heute Abend gehe ich ins Kino

c) Er singt nächste Woche in einem Chor

d) Kaffee trinkt sie jeden Tag

e) Wir fahren morgen nach London

f) Deine Hausaufgaben machst du am Wochenende

Word Order (Complex)

What do you mean by complex word order?

Sometimes word order patterns in German are more complex. For example, when using subordinating conjunctions like **"weil"** (because), **"dass"** (that) and **"obwohl"** (although).

So, what's so special about them?

The main difference about them is the position of the verb. In a subordinate clause i.e. what happens after a subordinating conjunction, the verb goes to the **end** of the clause.

E.g.

Ich mag Englisch, **weil** der Lehrer nett **ist**.

remember
the comma

subordinating
conjunction

verb
at end

Ich denke, **dass** sie braune Haare **hat**.

Ich liebe meine Oma, **obwohl** sie zu viel **raucht**.

You can also start your subordinate clause with a subordinating conjunction.

E.g.

Obwohl sie zu viel **raucht**, **liebe** ich meine Oma.

subordinating
conjunction

verb at
end of
clause

comma

other verb
in 2nd place
(simple word order)

1) Use the subordinating conjunction given to turn two sentences into one

- Ich liebe Deutsch. Es ist interessant. (weil) _____ *Ich liebe Deutsch, weil es interessant ist.*
- Meine Mutter ist nett. Sie ist manchmal streng. (obwohl) _____
- Er hat viel Geld. Er ist nicht glücklich. (obwohl) _____
- Sie macht nie Hausaufgaben. Sie findet Mathe schwierig. (weil) _____
- Ich bin sehr gesund. Ich esse manchmal Pizza. (obwohl) _____
- Ich hasse Angeln. Es ist langweilig. (weil) _____

Word Order (TMP)

What does TMP stand for?

TMP is another word order rule. It stands for **T**ime **M**anner **P**lace.

I understand time and place but what do you mean by manner.

Time = **when**

Manner = **how/who with**

Place = **where**

So, what do these have to do with word order?

It is important to get these things into your sentences in the correct order. **T**ime first, then **M**anner and lastly **P**lace.

E.g.

Ich fahre **morgen** mit meiner **Mutter** in die **Stadt**.



when? (tomorrow)

who with? (my mum)

where? (town)

Over to you...

1) Unscramble the following sentences using the TMP rule.

a) esse mit meinen Freunden in der Kantine um drei Uhr ich

b) Tag mit in jeden ich Rad Schule fahre dem die

c) Kino Familie mit gehe am ins meiner ich Wochenende

d) wir Schwimmbad im Freunden mit Sommer im schwimmen

e) er mit seinen Schulkamaraden in den Bergen in den Osterferien wandert

f) jedes wir nach dem Jahr fliegen Spanien Flugzeug mit

g) im Wohnzimmer jeden Abend mache ich mit meinem Vati meine Hausaufgaben

Prepositions with the Dative Case

What is a preposition?

Prepositions are usually small but very important words which help link your sentences together. They often show where something is in relation to something else i.e. **in, under, on** etc. But can also be words like **to, from, since** etc. In German it is best to learn the prepositions with whichever case they take.

What is meant by "with the Dative Case"?

Well, some prepositions in German **always** have to be followed by the **Dative Case**

Which ones are they?

They are: **aus** (out of, from) **außer** (apart from) **bei** (at) **gegenüber** (opposite) **mit** (with/by) **nach** (to/after) **seit** (since/for) **von** (by) **zu** (at/to)

So, what does the Dative Case look like?

Here are the **definite (the)** and **indefinite (a)** articles for **masculine, feminine, neuter** and **plural** in the Dative Case.

	Masc.	Fem.	Neut.	Plu.
Def. Article (the)	dem	der	dem	den (+ N on noun)
Indef. Article (a)	einem	einer	einem	vielen etc. (Can't say "a" in the plural!)

Can I have an example of how it all works?

Of course! Ich fahre **mit dem** Bus

We are using the dative preposition "mit" and the word Bus in German is masculine.

Here is another: **Nach der** Schule mache ich meine Hausaufgaben

We are using the dative preposition "nach" and the word Schule in German is feminine.

Is there anything else I need to know?

Yes, there are two other important things:

- 1) You might sometimes see something like this: **zum** and **zur**

This is just a shortened version of **zu dem** and **zu der**

- 2) You may need to say something other than "a" and "the" such as "my" and "your" etc. Don't worry, they follow the same pattern. E.g. **my = meinem/meiner, your = deinem/deiner** etc. Ask your teacher about any others.

Over to you ...

1) List as many dative prepositions as you can without looking at your notes (German and English):

2) Fill the gaps with the correct word in the dative. You may need to look up genders in a glossary or dictionary.

- a) Ich fahre mit _____ (the) Rad zu__ (the) Schule.
- b) Am Abend esse ich immer mit _____ (my) Mutter und _____ (my) Vater.
- c) Nach _____ (the) Abendessen spielen wir mit _____ (our) Freunden.
- d) Das Hotel ist _____ (the) Bahnhof gegenüber. (Note that gegenüber can be after the noun)
- e) Wohnst du bei _____ (your) Großmutter?
- f) Wie komme ich am besten zu__ (to the) Rathaus?
- g) Er kommt aus _____ (the) Zukunft.
- h) Ich mag meine Familie außer _____ (my) Onkel.
- i) Ich fliege mit _____ (the) Flugzeug nach Spanien.
- j) Nach _____ (a) Stunde kam er zurück.
- k) Die Post ist _____ (the) Schule gegenüber.
- l) Er arbeitet bei _____ (the) Bahn.
- m) Ich komme nicht gut mit _____ (your) Freunden aus.
- n) Sie kommen aus _____ (the) All.
- o) Sie wohnen hier seit _____ (the) Mittelalter.
- p) Ich fahre immer mit _____ (the) Zug nach London.
- q) Ich fahre mit _____ (the) Auto zu _____ (my) Großmutter.
- r) Er lernt seit _____ (lots) Jahren Englisch.

s) Herzlichen Glückwunsch zu__ (the) Geburtstag!

Prepositions with the Accusative Case

What is a preposition?

Prepositions are usually small but very important words which help like your sentences together. They often show where something is in relation to something else i.e. **in, under, on** etc. But can also be words like **to, from, since** etc. In German it is best to learn the prepositions with whichever case they take.

What is meant by "with the Accusative Case"?

Well, some prepositions in German **always** have to be followed by the **Accusative Case**

Which ones are they?

They are: **durch** (through) **entlang** (along) **für** (for) **gegen** (against) **ohne** (without)
um (around)

So, what does the Accusative Case look like?

Here are the **definite (the)** and **indefinite (a)** articles for **masculine, feminine, neuter** and **plural** in the Accusative Case.

	Masc.	Fem.	Neut.	Plu.
Def. Article (the)	den	die	das	die
Indef. Article (a)	einen	eine	ein	viele etc. (Can't say "a" in the plural!)

Can I have an example of how it all works?

Of course! Er arbeitet **für eine** große Firma

We are using the accusative preposition "für" and the word Firma in German is feminine.

Here is another: Du solltest **durch den** Mund atmen

We are using the accusative preposition "durch" and the word Mund in German is masculine.

Is there anything else I need to know?

Yes, there are two other important things:

- 1) The preposition **entlang** goes after the object.

E.g. Sie geht **den Fluß entlang**.

- 2) You may need to say something other than "a" and "the" such as "my" and "your" etc. Don't worry, they follow the same pattern. E.g. **my = meinen/meine/mein**
your = deinen/deine/dein etc. Ask your teacher about any others.

Over to you ...

1) List as many accusative prepositions as you can without looking at your notes (German and English): _____

2) Fill the gaps with the correct word in the accusative. You may need to look up genders in a glossary or dictionary.

- a) Wir fahren durch _____ (the) Stadt.
- b) Schreibst du einen Brief an _____ (your) Vater.
- c) Bis _____ (the) nächste Mal.
- d) Ich kaufe ein Geschenk für _____ (my) Mutter.
- e) Er geht um _____ (the) Tisch.
- f) Frau Schmidt kommt durch _____ (the) Tür.
- g) Ich gehe _____ (the) Straße entlang.
- h) Sie spielen gegen _____ (my) Mannschaft.
- i) Er ist draußen ohne _____ (his) Schlüssel.
- j) Ohne _____ (the) Geld kann ich es nicht kaufen.
- k) Meine Freundin wohnt um _____ (the) Ecke.
- l) Ich kann durch _____ (the) Fenster nichts sehen.
- m) Was hast du gegen _____ (our) Lehrer?
- n) Ich kann ohne _____ (a) Auto nicht zur Arbeit kommen.
- o) Wir sind für _____ (a) Rauchverbot.
- p) Sie schaut durch _____ (the) Glas.
- q) Ich bin gegen _____ (his) Ideen.
- r) Ich bin für _____ (the) Schuluniform.

s) Ohne _____ (your) Hilfe kann ich es nicht machen.

Dual Case Prepositions

What are dual case prepositions?

You have probably already learnt about prepositions which take the **accusative** case and ones which take the **dative** case (if not, see those sheets first). **Dual Case Prepositions** are prepositions which can take **either** the accusative or the **dative** depending on certain circumstances.

What do the dual case prepositions look like?

They are as follows: **an** (at) **auf** (on) **hinter** (behind) **in** (in) **neben** (near/next to)
über (over/above) **unter** (under) **vor** (in front of) **zwischen** (between)

So how do I know when to use the accusative and when to use the dative?

The difference is to do with **movement**. If there is **movement** involved use the **accusative**, if there is **no movement** involved use the **dative**.

Can I see an example?

Of course! Ich gehe unter die Brücke (I'm going **under** the bridge) **Movement = Accusative**
Ich bin unter der Brücke (I'm **under** the bridge) **No Movement = Dative**

Is there anything else I need to know?

Yes. You may see the following **im, ins, am** etc. These are just shorter versions of **in dem, in das** and **an dem**.

Over to you ...

1) List as many dual case prepositions as you can without looking at your notes (German and English): _____

2) Fill the gaps with the correct word for "the" in the accusative or the dative. (den, die, das, dem, der)

- a) Ich gehe unter _____ Brücke.
- b) Ich möchte _____ Kino gehen.
- c) Wir treffen uns vor _____ Kino.

- f) Ich lege das Buch auf _____ Tisch.
- g) Ich laufe hinter _____ Gebäude.
- h) Der Hund schläft hinter _____ Schrank.

- d) Das Buch liegt auf _____ Tisch. i) Der Vogel fliegt über _____ Stadt.
 e) Ich stehe unter _____ Brücke. j) Der Tisch steht zwischen _____ Bett und _____ Lampe.

Plurals

Can't I just add an "s" like in English?

No, in German there are lots of different ways of forming plurals.

How do I know which one to use?

You can look them up in a dictionary or glossary or you can learn common patterns.

What patterns are there?

Here are some common ones:

- | | | |
|--------------------------|----------|-------------|
| • Add an "e" | Hund | Hunde |
| • Add "en" | Wohnung | Wohnungen |
| • Add "n" | Kugel | Kugeln |
| • Add "er" | Kleid | Kleider |
| • Add an umlaut and "er" | Haus | Häuser |
| • Add "s" | Auto | Autos |
| • Add an umlaut | Bruder | Brüder |
| • Add "nen" | Lehrerin | Lehrerinnen |
| • Add an umlaut and "e" | Maus | Mäuse |
| • Do nothing | Mädchen | Mädchen |

How do I find plurals using a dictionary or glossary?

You may be lucky and have dictionaries at your school which tell you exactly what the plural is. This usually appears after the letters **(pl)**. Otherwise you will have to learn how to use the codes in brackets that you might see. Here are some examples.

- (- s) Means add an s to the end of the word
 (¨ e) Means add an umlaut on the relevant vowel and an e to the end of the word
 (-) Means do nothing

Is there anything else I need to know?

Just one more thing. Regardless of gender (der, die or das) the definite article is always **die** in the plural.

e.g. Das Auto **Die** Autos

Over to you...

1) See if you can guess what the plurals of the following words will be then check them in a glossary or dictionary.

a) der Abfall _____

b) die Abteilung _____

c) die Bank _____

d) das Bein _____

e) der Chef _____

f) das Dach _____

g) die Ecke _____

h) der Einwohner _____

i) das Fach _____

j) die Farbe _____

k) das Geschenk _____

l) die Hand _____

m) das Haus _____

n) die Idee _____

o) die Jacke _____

p) die Katze _____

r) das Licht _____

s) der Markt _____

t) die Note _____

u) die Oma _____

v) die Oper _____

w) der Parkplatz _____

x) die Qualifikation _____

y) das Radio _____

z) das Stadion _____

aa) das Thema _____

bb) die Übung _____

cc) die Verletzung _____

dd) der Wald _____

ee) die Webseite _____

ff) die Wurst _____

gg) der Zahn _____

q) der Keller _____

hh) die Zwiebel _____

Relative Clauses and Relative Pronouns

What are relative clauses and relative pronouns used for?

We use relative pronouns and clauses to say "who" or "which".

E.g. My dad, who is funny, is called Frank.

The relative clause "who is funny" adds a bit of extra information to the sentence but is not necessary.

How does it work in German then?

Here is an example of the sentence above translated into German.

relative pronoun
↓
Mein Vater, der lustig ist, heißt Frank
↑
relative clause

Notice that the verb in the relative clause (ist) goes to the end of the clause. Also remember the commas around the relative clause.

Do I always use "der" for "who"?

No, this depends on the subject of the sentence. In the above sentence "Vater" is **masculine** so **der** is used.

If the subject was **feminine** you would use **die**. For **neuter** subjects use **das** and for **plurals** use **die**.

Over to you ...

1) Unscramble the following to make sentences including a relative clause. There may be more than one way.

- a) Lucy, die ist Meine nervig Schwester, heißt _____
- b) das Mein, niedlich Augen ist, hat Pferd braune _____
- c) dick, der eine Glatze Mein Bruder hat, ist _____
- d) Jahre Opa, ist der Haare 84 graue alt, Mein hat _____
- e) dick Mein, das Meerschweinchen sehr faul ist ist, _____

Questions

How do I ask a question in German?

There are two ways:

1) Change a statement into a question by swapping the subject and the verb and adding a question mark at the end.

E.g. Du hast eine Katze (You have a cat) Hast du eine Katze? (Have you got a cat?)

And the other way?

You need to learn the most common question words. Here they are:

was – what	was für – what sort	wie – how	wie oft – how often
wie viel – how much	wie lange – how long	wie viele – how many	wann – when
wer – who	warum – why	wo – where	welcher/e/es – which

Over to you...

1) Without looking at your notes, see how many of the following questions words you can remember in English.

a) wie oft _____ b) wie lange _____ c) wie _____ d) wo _____
e) wie viel _____ f) wie viele _____ g) wann _____ h) was _____
i) wer _____ j) warum _____ k) was für _____ l) welcher/e/es _____

2) Without looking at your notes, see how many of the following questions words you can remember in German.

a) how long _____ b) how often _____ c) what sort _____ d) where _____
e) how much _____ f) how many _____ g) when _____ h) what _____

i) why _____

j) who _____

k) which _____

l) how _____

There are also some other exceptions which do not seem to follow a pattern.

E.g. **gut – besser – der/die/das beste**

(good – better – the best)

gern – lieber – am liebsten

(gladly – more gladly – most gladly)

hoch – höher – der/die/das höchste

(high – higher – the highest)

viel – mehr – die meisten

(lots – more – the most)

Over to you ...

1) Provide the comparative and superlative for the following adjectives and adverbs.

Adjective/Adverb

Comparative

Superlative

a) gut

b) klein

c) gern

d) groß

e) viel

f) lang

g) dumm

h) kalt

i) hoch

j) intelligent

k) klug
